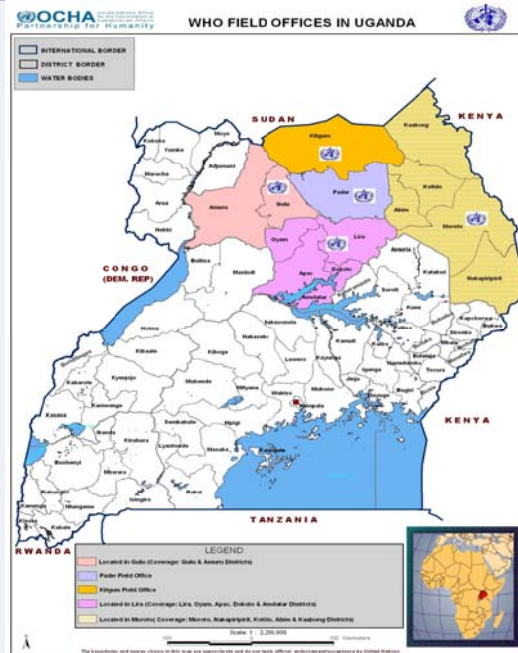


EMERGENCY & HUMANITARIAN ACTION (EHA) –UGANDA



Epi-week 29

(19th - 25th July 2010)

Highlights;

1. The number of death from the twin bomb blast in Kampala on the 11th July 2010 has reached 85 from 76 reported last week
2. Highlights from the AU summit in Uganda are;
 - a. The AU plans to scale up the current 6,000 AU troops in Somali to 15,000.
 - b. Maternal deaths was discussed during one of the sessions however, no critical decisions were taken. Inadequate resources, poverty, shortage of medical personnel and poor facilities came out as the major obstacles in fighting maternal deaths.

Acknowledgement; Production of this weekly activity report has been made possible by contribution from



EUROPEAN COMMISSION



Humanitarian Aid



GENERAL SITUATION; POLITICAL, SOCIAL AND SECURITY

Kampala:

The number of death from the twin bomb blast in Kampala on the 11th July 2010 has reached 85 from 76 reported last week in addition, 36 people have not been accounted for. The government of Uganda is continuing to investigate the attack.

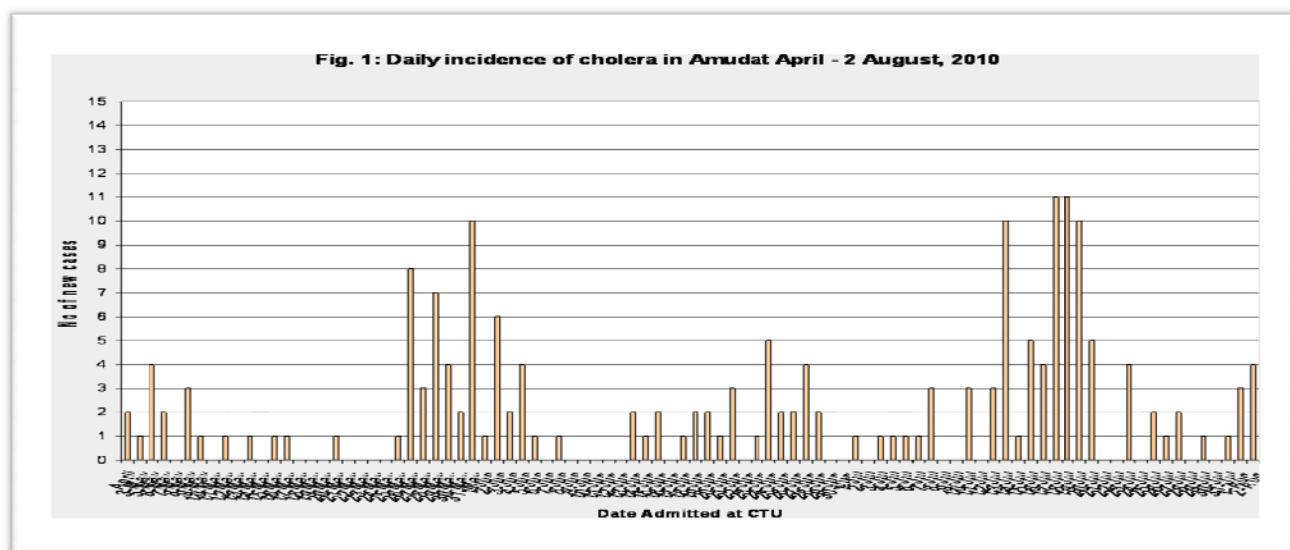
Highlights from the just concluded AU summit in Uganda are;

- The decision to change AMISOM mandate for peace keeping in Somalia has not been changed and will be decided by the UN Security Council. AU plans to scale up the current 6,000 AU troops in Somali to 15,000. Guinea and Djibouti willing to contribute troops,
- Maternal deaths was discussed during one of the sessions however, no critical decisions were taken. Inadequate resources, poverty, shortage of medical personnel and poor facilities came out as the major obstacles in fighting maternal deaths.

HEALTH PROBLEMS AND NEEDS OF AFFECTED POPULATION

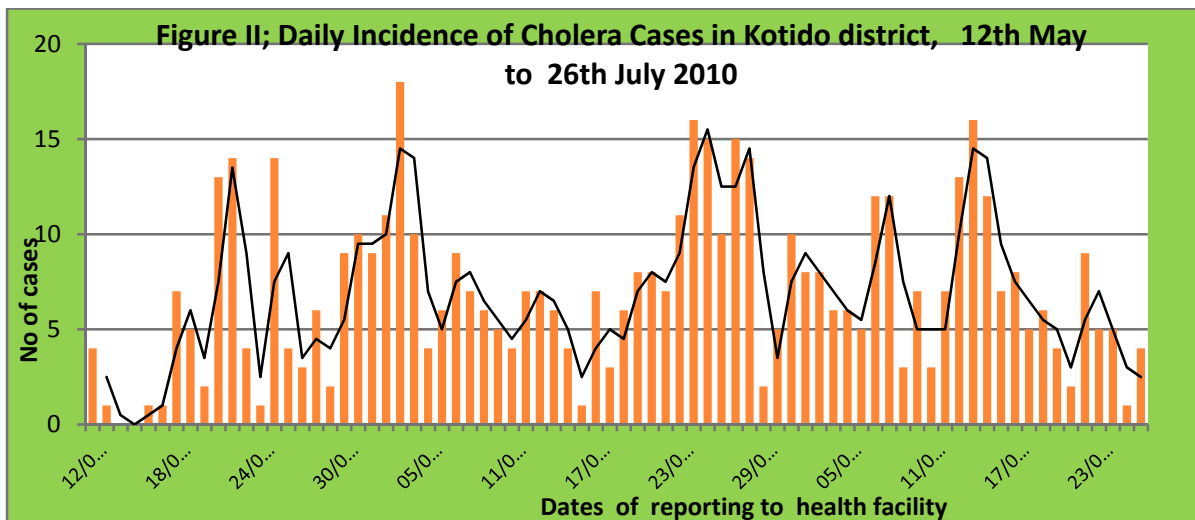
Cholera

Amudat; 4 cholera cases were registered on the 3rd August 2010 as compared to 3 cases registered on the 2nd August 2010. Cumulative number of cases since the beginning of the epidemic on 4th May 2010 is 188 with 5 deaths (CFR 2.6%). See table I and figure I below for details.

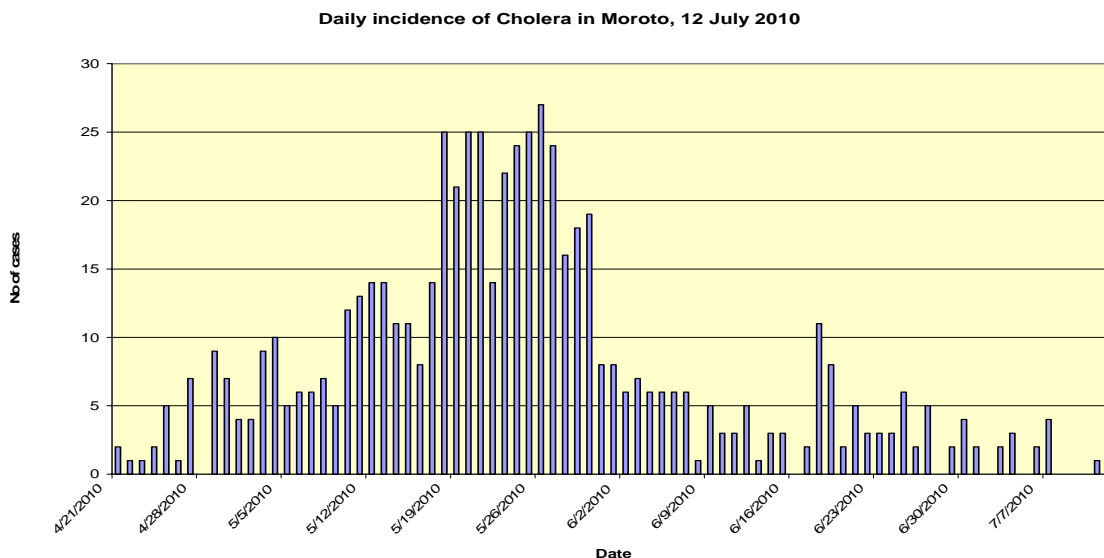


Kotido district; 4 new cases were registered on the 25th July as compared to 1 cases registered the day before. The cumulative number of cases of cholera registered since the beginning of the outbreak on the 12th May 2010 is 527 including 11 deaths (CFR 2.1%). Sub-

counties registering cases includes Nakapelemoru, Panyangara, Kotido Rural & Regen. See figure II below for details.



Moroto district; The last case of cholera in Moroto district was reported on the 14th July 2010. The cumulative number of cases of cholera registered in Moroto district since the beginning of the epidemic on the 21st April 2010 is 664 with 11 deaths (CFR 1.65%). From figure III below and the trend in number of cases registered on daily basis, we can conclude that the epidemic is being contained. However, more effort is still needed in hygiene promotion, provision of safe water and proper waste disposal.



Kayunga; Last case was reported on the 4th July 2010. Cumulative number of cases reported since the beginning of the outbreak on 1st June is 113 with 9 deaths (CFR 7.9%).

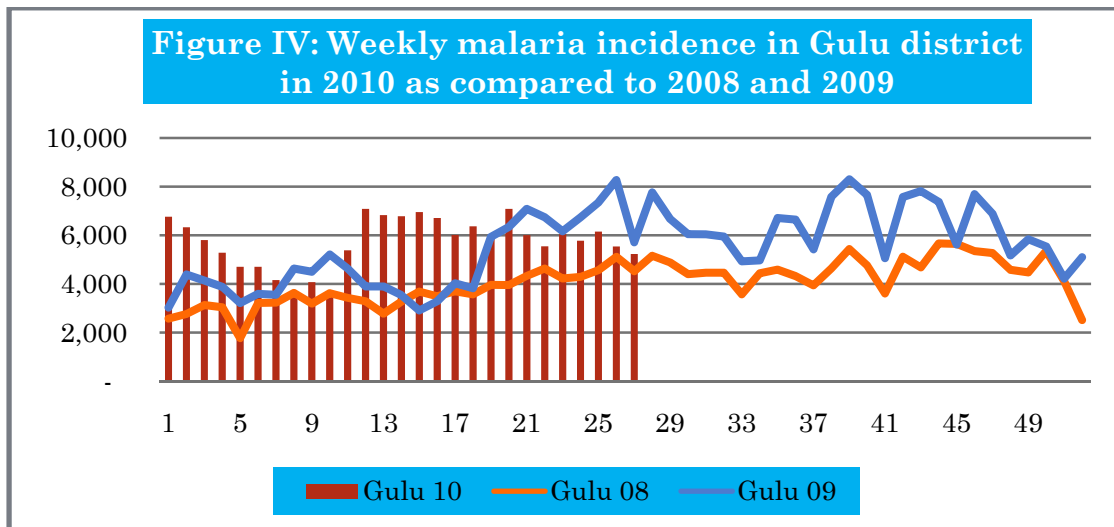
Buteleja; last case was reported on the 30th June 2010. Cumulative number of cases since the beginning of the outbreak on 13th May 2010 is 18 with 1 death (CFR 5.5%)

Tororo; last case reported three weeks ago. Cumulative number of cases reported since the beginning of the outbreak on the 9th May 2010 is 44 with 11 deaths (CFR 25%)

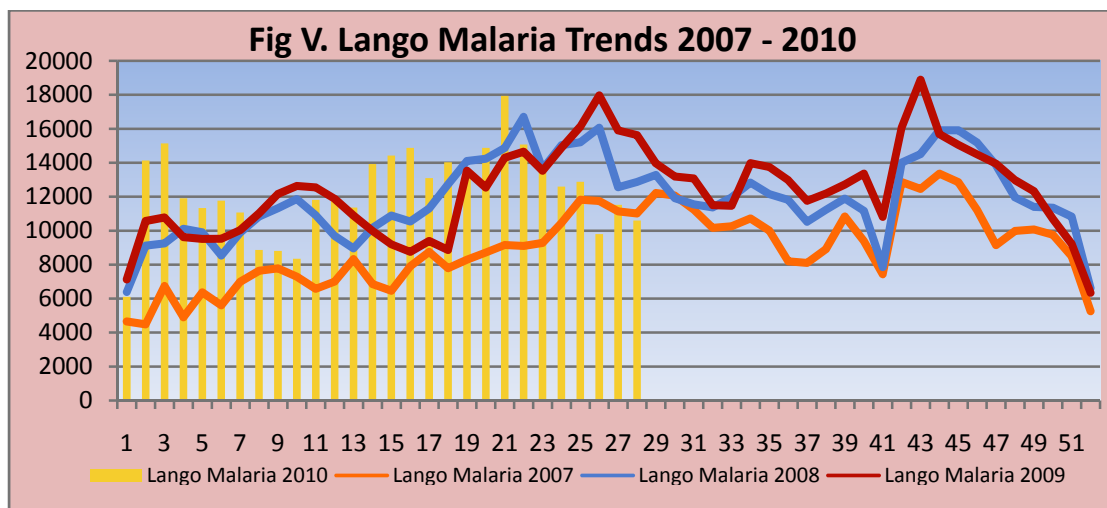
Palisa; Last case was reported 2 weeks ago. Cumulative number of cases reported in 48 with 2 deaths (CFR 4.1%).

Malaria

Acholi; The weekly incidence of malaria in Gulu district in 2010 is comparable to that of 2008. Note that there was an upsurge in the number of cases of malaria reported on weekly basis between epi-week 28 and 28 of 2009. See figure IV below for Gulu district for details. For Amuru district, the number of cases of malaria reported in 2008 and 2009 is comparable to that of 2010.

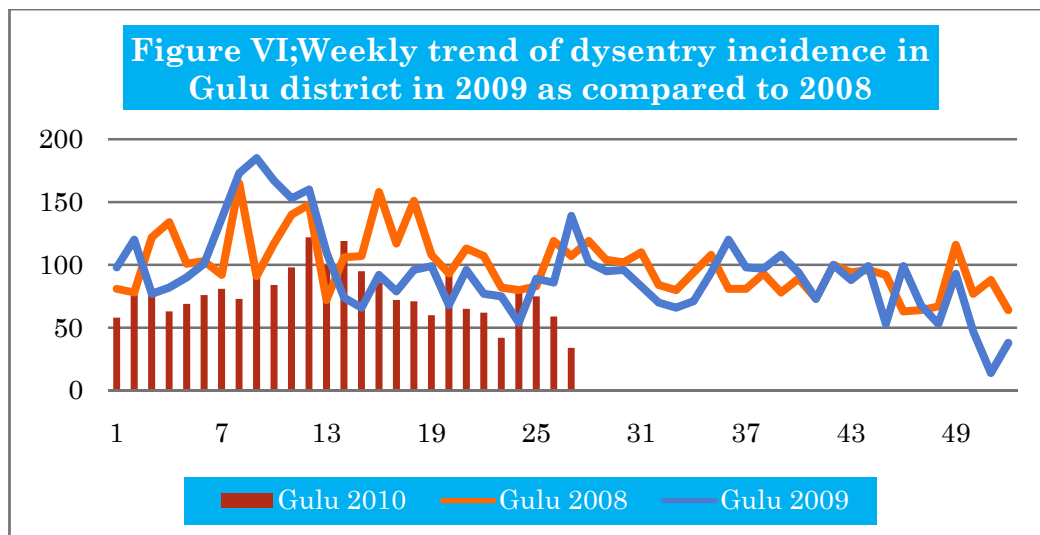


Lango; The weekly incidence of malaria in all districts in Lango sub-region in 2010 is much less than that of 2009, 2008 and 2007. See figure V below for the sub-region for details.



Dysentery;

Acholi; The weekly incidence of dysentery reported in Gulu and Amuru district in 2010 is much lower than that of 2009 and 2008. See figure VI below for Gulu for details.



Plan for Coming Week

- a. Provide technical and financial support to the DHOs in Acholi, Lango and Karamoja sub-region in strengthening HMIS/IDSR
- b. Provide technical support to MoH and UBoS to finalizing the write up of mini-Demographic and Health Survey
- c. Support response to the epidemic outbreak of cholera in Kotido and Amudat
- d. Support Moroto district to write end of cholera epidemic report.
- e. Support government of Uganda and MoH to strengthen coordination of health disaster and emergency management.
- f. Support MoH to finalize write up of HSSP III
- g. Update 3W mapping in Acholi and Karamoja sub-region